

SnapType Pro 2 for the Apple iPad

Quick Reference Guide

What is it? SnapType Pro 2 is an assistive technology app that gives a simple way to complete any school worksheet on your iPad. Think of it as a PDF annotator designed specifically for students.

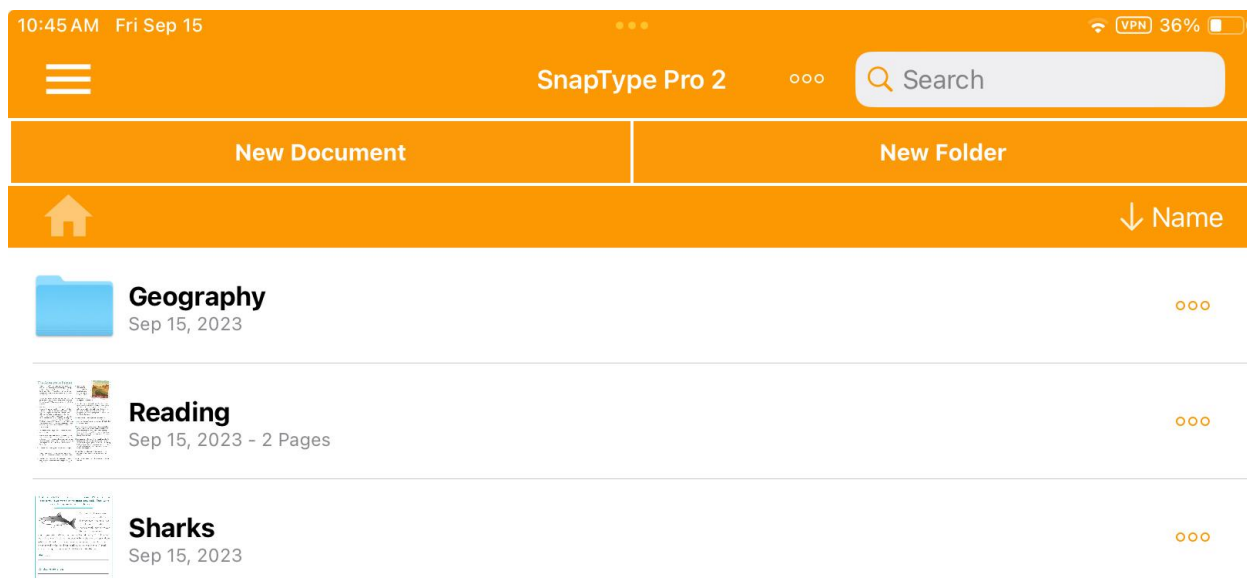
Who does it help? Students who have difficulty with handwriting and literacy. SnapType helps students who struggle with dysgraphia, dyslexia, visual impairments, cerebral palsy, ADHD, dyspraxia, tremors, and more.



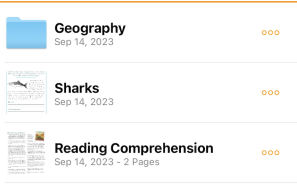




What are the key features? Typing and speech-to-text instead of handwriting. Text-to-speech to have worksheets read aloud. Pinch-to-zoom and colored overlays for improved legibility.

Why do students love it? Students of all ages feel more self-confident, included, and independent. They take pride in finally being able to show their intelligence.

Why do educators love it? It's a game changer, improving student participation and classroom engagement. The app is intuitive and easy to use independently for many students.

Home Screen:



Tool	Symbol	How it works
New Document		Create a new worksheet using the Camera, Photo Library, Cloud, or Template.
New Folder		Create a new folder to organize worksheets.
File Manager		A list of all your worksheets. Tap on any worksheet to start working on it.
Options		Take action on a worksheet: share, duplicate, rename, move, delete.
Sort		Sort worksheets by date modified, date created, or alphabetically.
Home		When in a folder, navigate back towards the home screen.
Sidebar Menu		Access recently deleted worksheets and settings with advanced features.

Worksheet Screen:

11:17 AM Fri Sep 15 VPN 33%

◀ _____ ▶

↶ ↷ 🔍 (A) 📄

Reading Comprehension

Answer the questions about "The Adventure Begins."

1. How did the family in the story come to be in South Dakota?
A. They won a drawing in a vacation sweepstakes.
B. They pulled the state's name out of a hat.
C. They are visiting friends who moved there.
D. They are lost because the RV's GPS failed.
2. Describe Serena's attitude toward the trip in the first half of the story. Cite specific text evidence to support your answer.










3. How does Serena's perception of her friends' vacations affect her view of her own?

4. What is the meaning of **envisioned** as it is used in paragraph 3?

5. List three things from the first half of the story that Serena would consider "real adventures."
1. _____
2. _____
3. _____
6. Select **three** of the following words that best describe Tony's personality based on his actions in the story.
A. envious E. encouraging
B. creative F. impatient
C. optimistic G. responsible
D. eager H. nosy
- 7a. What is different about Serena's attitude at the end of the story?

- 7b. What two things in the story help bring about Serena's change of attitude?
1. **Tony's enthusiasm about the Badlands and its features.**
2. **Seeing bison up close, which was an unexpected experience.**
8. In paragraphs 11 and 12, the author incorporates nonfiction elements into this fictional story. What effect might this have on the reader?

9. Which **two** statements best capture the themes of the story?
A. Adventure can be found in unexpected places.
B. Everything in life eventually passes away.
C. Seeing through others' eyes can affect your own perspective.
D. Nothing is as important as the people you love.
10. Summarize the development of one of the themes you selected above.

Tool	Symbol	How it works
Text Box	N/A	Tap anywhere on the worksheet to add text.
Tool Selector		Select your tool to type, draw lines, highlight, or copy/paste (scissors).
Share		When complete, share the worksheet by email, Google Drive, printer, etc. Sharing as a PDF is recommended.
Undo / Redo		Undo or redo your actions.
Size Slider		Adjust the size of the font in your text box or the thickness of the lines you draw.
Done		Return to the file manager to work on another worksheet.
Text Finder (Text-to-Speech)		Recognize worksheet text and user entered text, then tap the text to have it read aloud.
Page Navigator		Open the page navigator to work on multi-page worksheets.
Drag Text Box	N/A	Tap on any text box to drag it to the desired location.
Delete Text Box	N/A	When in text mode  Long press (tap and hold) on any text box. A red circle will form and when it completes the text box will be deleted.
Delete Lines	N/A	When in drawing mode  long press (tap and hold) anywhere on the worksheet. A red circle will form and when it completes all lines under your finger will be deleted.
Pinch-to-Zoom	N/A	Pinch two fingers to zoom in/out on a worksheet.

Video Support: <https://www.youtube.com/@SnapType/playlists>

Technical Support: <https://snaptypesupport.com/>